

The Student Center has a new look with some exciting new features. You will see a Search link which gives you the ability to search the class schedule for a particular semester or browse the course catalogue. The Plan link allows you to search the course catalogue for courses you may want to take in a future semester. These courses can then be moved to your shopping cart and validated for a particular semester.

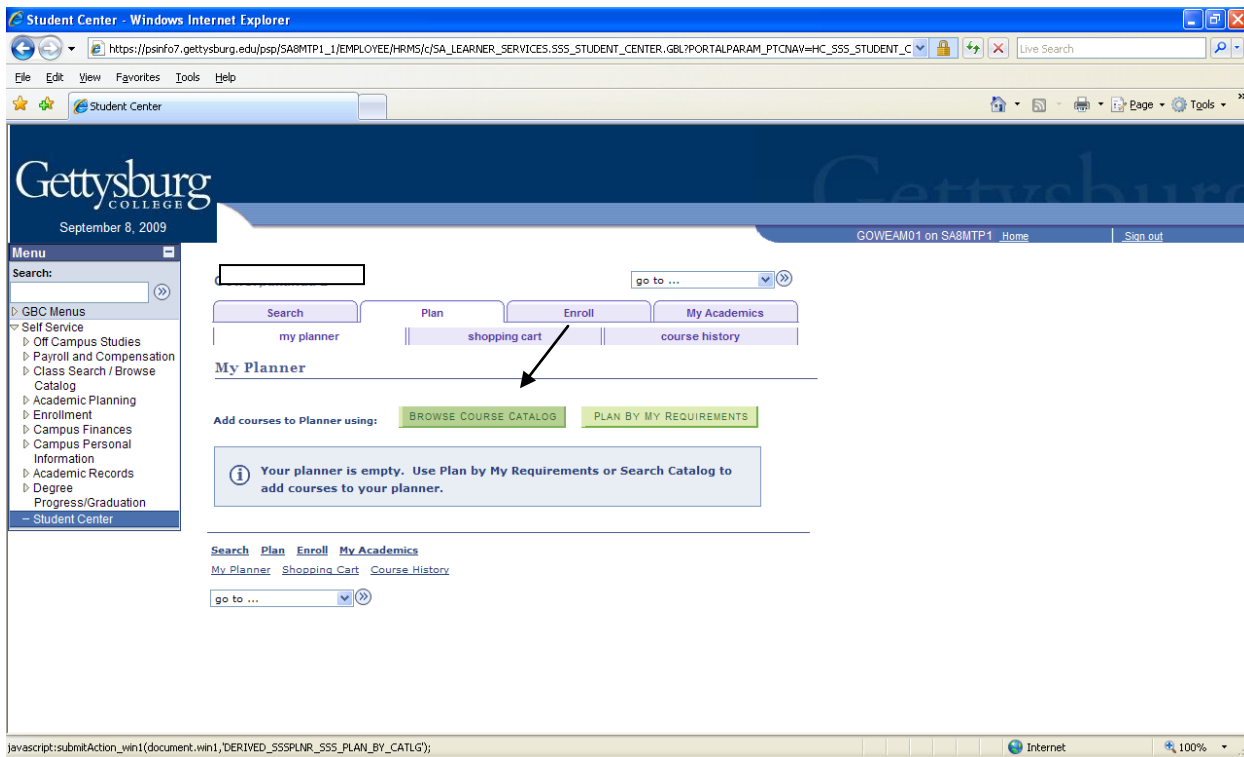
The Enroll link takes you to your pre-registered courses and to your shopping cart. You can add courses to your shopping cart by searching the Class Schedule, My Requirements, or My Planner. If you use the Class Schedule option, you are able to select courses from the current course offerings. If you check the My Requirements and search, when the page comes up you will then click on the My Requirements tab. You will get your academic requirement report and can easily see which requirements are not satisfied. If you choose the My Planner option and search, you will click the Plan link. This opens your Planner and will allow you to select courses from the listing you created there.

Another new feature is the “What-if” report which allows you to select a different major and run the “What-if” report to show you what you would need to fulfill that new major.

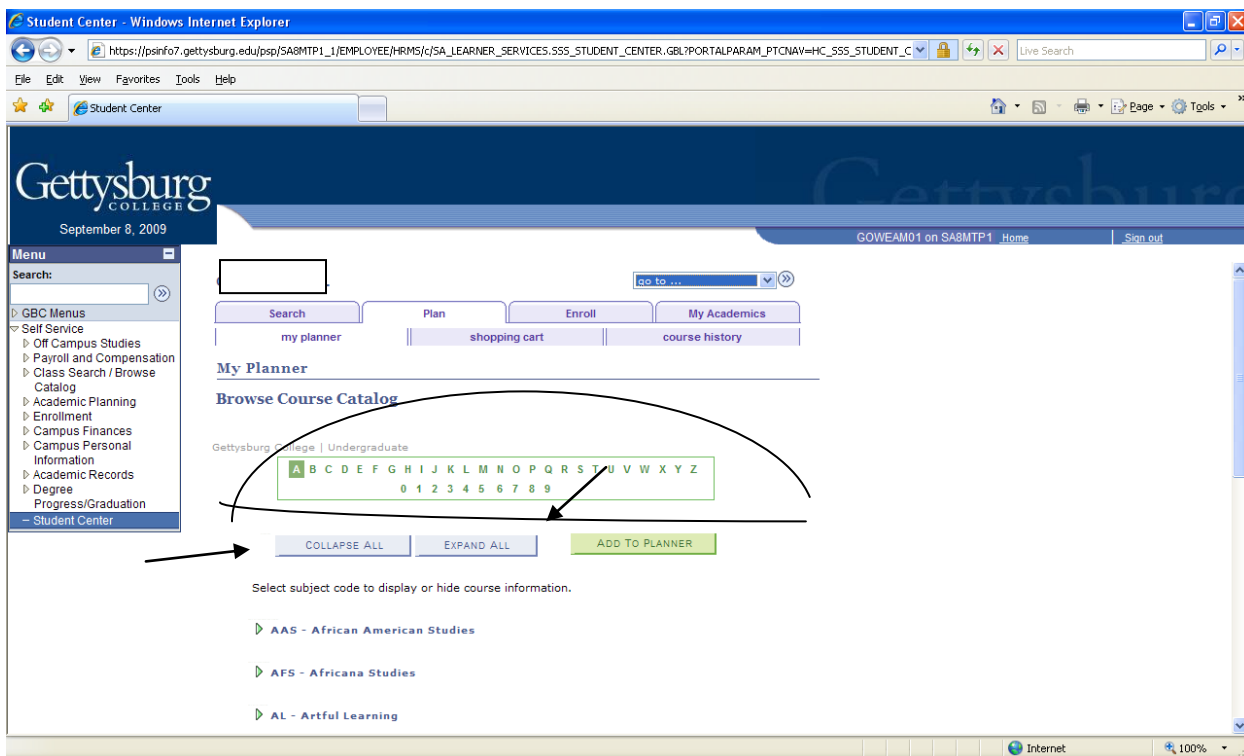
The screenshot displays the Gettysburg College Student Center interface. The top header includes the college logo, the date 'September 9, 2009', and user information 'GOWEAM01 on SA8MTP1'. A left-hand menu contains links for 'Search', 'Plan', 'Enroll', and 'My Academics'. The main content area is titled 'Student Center' and features a search bar, a 'SEARCH FOR CLASSES' button, and a 'This Week's Schedule' table. The table lists four classes: ANTH 218-A LEC (80478), CS 201-A LEC (80682), CS 324-A LEC (80684), and MATH 225-A LEC (80247), each with its respective times and room. To the right of the schedule are sections for 'Holds', 'To Do List', 'Enrollment Dates', and an 'Advisor' section listing Kim, Sunghee. The browser window title is 'Employee-facing registry content - Windows Internet Explorer'.

Class	Schedule
ANTH 218-A LEC (80478)	TuTh 1:10PM - 2:25PM Room: TBA
CS 201-A LEC (80682)	MoWeFr 10:00AM - 10:50AM Room: TBA
CS 324-A LEC (80684)	TuTh 10:00AM - 11:15AM Room: TBA
MATH 225-A LEC (80247)	MoWeFr 9:00AM - 9:50AM Room: TBA

To begin using your planner, select the **Browse Course Catalog** button.



Use the Alpha link to search for a course by the first letter of the subject. Use the **Collapse All** button to quickly view all of the subjects that begin with the same letter. To view all of the courses that begin with the same letter, use the **Expand all** button.



To add a course to your planner, select the checkbox to the left of the desired course.

Student Center - Windows Internet Explorer

https://psinfo7.gettysburg.edu/psp/SA8MTP1\_1/EMPLOYEE/HRMS/c/SA\_LEARNER\_SERVICES.SSS\_STUDENT\_CENTER.GBL?PORTALPARAM\_PTCNAV=HC\_SSS\_STUDENT\_C

File Edit View Favorites Tools Help

Student Center

Gettysburg COLLEGE  
September 8, 2009

GOWEAM01 on SA8MTP1 Home Sign out

Search Plan Enroll My Academics  
my planner shopping cart course history

**My Planner**

**Browse Course Catalog**

Gettysburg College | Undergraduate

A B C D E F G H I J K L M N O P Q R S T U V W X Y Z  
0 1 2 3 4 5 6 7 8 9

COLLAPSE ALL EXPAND ALL ADD TO PLANNER

Select subject code to display or hide course information.

▼ ECON - Economics

Select	Course Nbr	Course Title	Typically Offered
<input checked="" type="checkbox"/>	101	Introductory Economics	
<input type="checkbox"/>	103	Principles of Microeconomics	
<input type="checkbox"/>	104	Principles of Macroeconomics	

Internet 100%

After you have selected a course, scroll to the top of the page and click the **Add to Planner** button.

Student Center - Windows Internet Explorer

https://psinfo7.gettysburg.edu/psp/SA8MTP1\_1/EMPLOYEE/HRMS/c/SA\_LEARNER\_SERVICES.SSS\_STUDENT\_CENTER.GBL?PORTALPARAM\_PTCNAV=HC\_SSS\_STUDENT\_C

File Edit View Favorites Tools Help

Student Center

Gettysburg COLLEGE  
September 8, 2009

GOWEAM01 on SA8MTP1 Home Sign out

COLLAPSE ALL EXPAND ALL ADD TO PLANNER

Select subject code to display or hide course information.

▼ AAS - African American Studies

▼ AFS - Africana Studies

▼ AL - Artful Learning

▼ AMS - American Studies

▼ ANTH - Anthropology

▼ ARB - Arabic

▼ ARCH - Architecture

▼ ART - Art

▼ AS - Asian Studies

javascript:submitAction\_win1(document.win1,'DERIVED\_SSS\_BCC\_SSS\_ADD\_TO\_PLANNER\$77\$');

Internet 100%

A confirmation is displayed to confirm your selection.

Student Center - Windows Internet Explorer

https://psinfo7.gettysburg.edu/psp/SA8MTP1\_1/EMPLOYEE/HRMS/c/SA\_LEARNER\_SERVICES.SSS\_STUDENT\_CENTER.GBL?PORTALPARAM\_PTCNAV=HC\_SSS\_STUDENT\_C

File Edit View Favorites Tools Help

Student Center

Gettysburg COLLEGE  
September 8, 2009

GOWEAM01 on SA8MTP1 Home Sign out

Menu  
Search:

- GBC Menus
- Self Service
  - Off Campus Studies
  - Payroll and Compensation
  - Class Search / Browse Catalog
  - Academic Planning
  - Enrollment
  - Campus Finances
  - Campus Personal Information
  - Academic Records
  - Degree Progress/Graduation
- Student Center

Search Plan Enroll My Academics

my planner shopping cart course history

**My Planner**

**Browse Course Catalog**

Gettysburg College | Undergraduate

A B C D **E** F G H I J K L M N O P Q R S T U V W X Y Z  
0 1 2 3 4 5 6 7 8 9

✓ **ECON 101 has been added to your Planner.** [Main Content](#)

[COLLAPSE ALL](#) [EXPAND ALL](#) [ADD TO PLANNER](#)

Select subject code to display or hide course information.

▼ **ECON - Economics**

Select	Course Nbr	Course Title	Typically Offered
<input type="checkbox"/>	<a href="#">101</a>	<a href="#">Introductory Economics</a>	

Internet 100%

OR You can click on “View Class Sections” to see in which semester a course will be offered.

My Planner - Windows Internet Explorer

https://psinfo7.gettysburg.edu/psp/SA8MTP2\_1/EMPLOYEE/HRMS/c/SA\_LEARNER\_SERVICES.SSS\_MY\_PLANNER.GBL?FolderPath=PORTAL\_ROOT\_OBJECT.CO\_EMPLOYEE

File Edit View Favorites Tools Help

My Planner

Gettysburg COLLEGE  
October 1, 2009

GOWEAM01 on SA8MTP2 Home Sign out

Menu  
Search:

- GBC Menus
- Self Service
  - Off Campus Studies
  - Payroll and Compensation
  - Class Search / Browse Catalog
  - Academic Planning
    - My Planner
    - Enrollment Shopping Cart
    - My Course History
  - Enrollment
  - Campus Finances
  - Campus Personal Information
  - Academic Records
  - Degree Progress/Graduation
- Student Center

**Course Detail**

[Return to Browse Course Catalog](#)

**ECON 101 - Introductory Economics**

**Course Detail**

Career	Undergraduate	<a href="#">view class sections</a>
Units	1.00	<a href="#">add to planner</a>
Grading Basis	Graded	This course is in your planner under Term(s) Unassigned.
Course Components	Laboratory Required Lecture Required	

**Enrollment Information**

Course Attribute	Multiple Inquiries Social Science
------------------	-----------------------------------

**Description**

An introduction to economic systems and economic analysis, with emphasis on the operation of the US economy. Topics include theories of prices, consumer behavior, firm behavior, income distribution, employment, inflation, money, taxes and global economic interdependence.

[Main Content](#)

Internet 100%

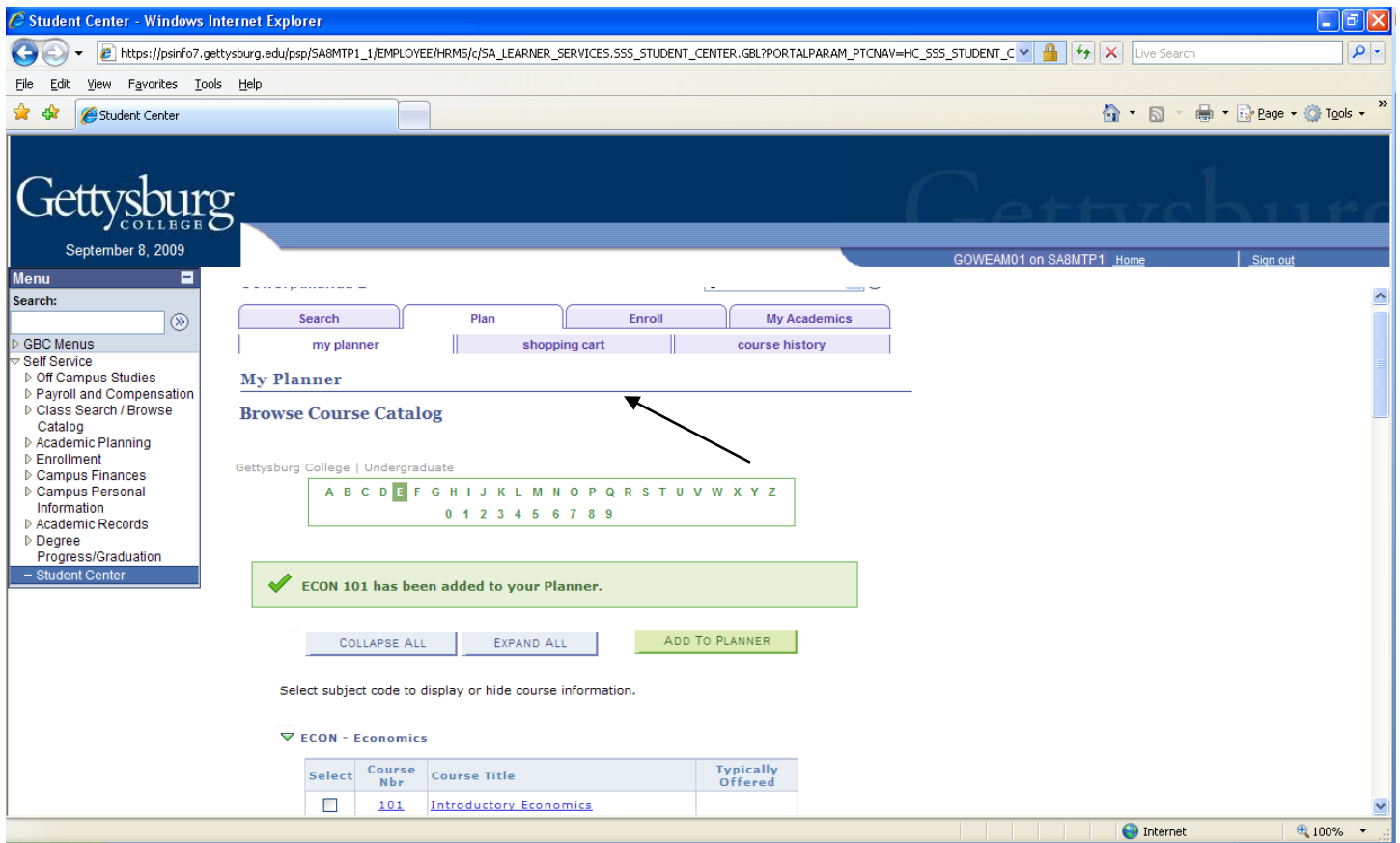
Select the section and add the course directly to your Shopping Cart from here.

The screenshot shows the 'My Planner' web application in a Windows Internet Explorer browser. The page displays the 'Course Schedule' for Spring 2010. A search bar at the top left contains the text 'economic interdependence.' Below the search bar, the 'Course Schedule' section shows a dropdown for 'Terms Offered' set to 'Spring, 2010' and a 'show sections' button. Below this, there are two tabs: 'My Class Schedule' and 'Shopping Cart', both with 'show all' buttons. The 'Shopping Cart' tab is active, showing a table of 'ECON 101 sections for Spring, 2010'. The table has columns for Section, Session, Status, Days, Start, End, Room, Instructor, and Dates. Two sections are listed: 'A-LEC (20278)' and 'B-LEC (20279)'. Both sections have a 'select' button next to them. A green arrow points to the 'select' button for section 'A-LEC (20278)'. The left sidebar contains a 'Menu' with various links, including 'GBC Menus', 'Self Service', 'Off Campus Studies', 'Payroll and Compensation', 'Class Search / Browse', 'Catalog', 'Academic Planning', 'My Planner', 'Enrollment Shopping Cart', 'My Course History', 'Enrollment', 'Campus Finances', 'Campus Personal Information', 'Academic Records', 'Degree Progress/Graduation', and 'Student Center'. The top right of the page shows the user's name 'GOWEAM01 on SABMTP2' and a 'Sign out' link.

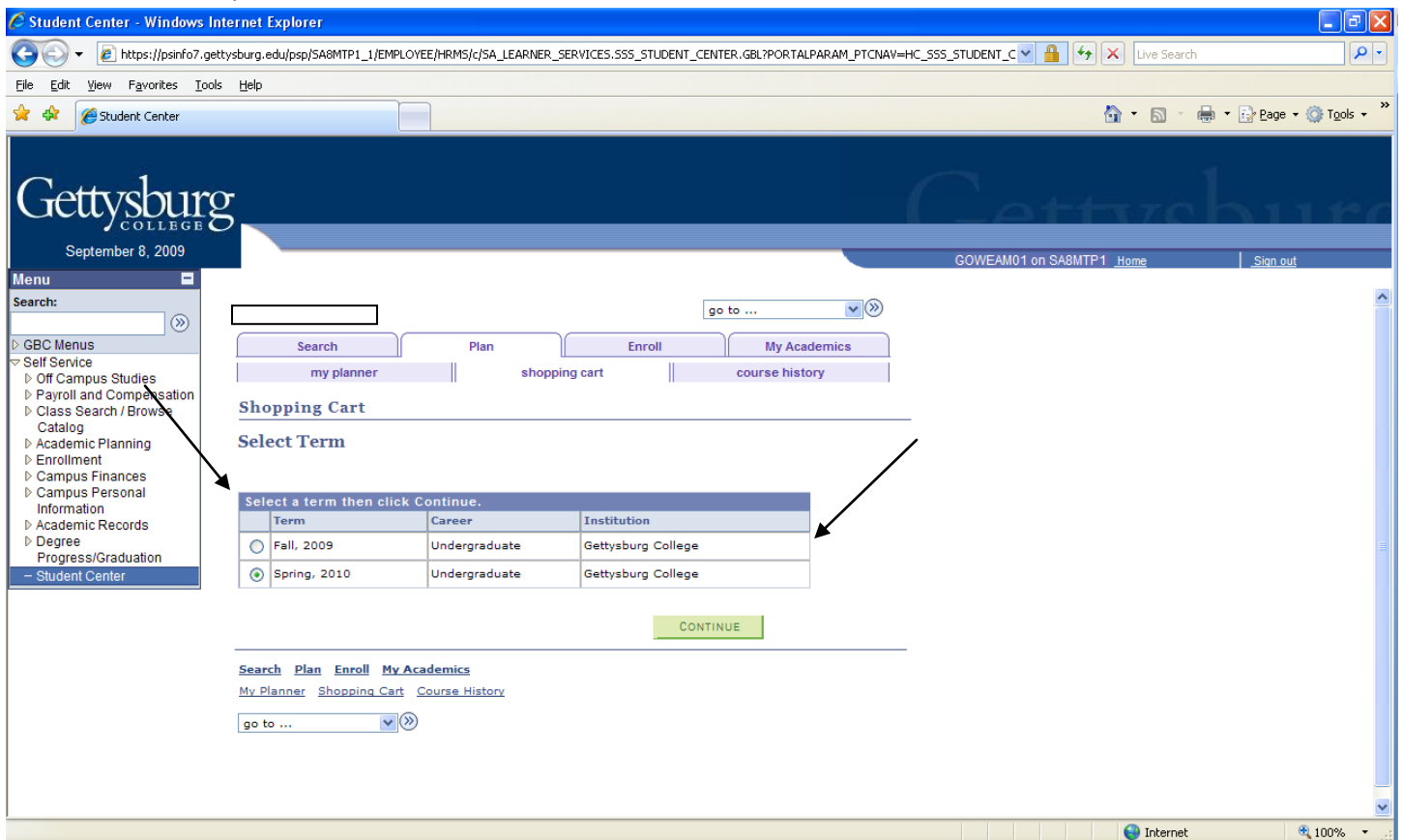
You will receive a confirmation.

The screenshot shows the 'My Planner' web application after a course has been added to the shopping cart. A green confirmation message at the top states: 'ECON 101 has been added to your Shopping Cart. To enroll in classes from your Spring, 2010 Shopping Cart, [click here](#).' Below the message is a link 'Return to Browse Course Catalog'. The main content area displays the 'ECON 101 - Introductory Economics' course details. The 'Course Detail' section includes a table with the following information: Career (Undergraduate), Units (1.00), Grading Basis (Graded), Course Components (Laboratory, Lecture, Required, Required), and Enrollment Information (Multiple Inquiries Social Science). A 'view class sections' button is located next to the 'add to planner' button. Below the course details is a 'Description' section with the text: 'An introduction to economic systems and economic analysis, with emphasis on the operation of the US economy. Topics include theories of prices, consumer behavior, firm behavior, income distribution, employment, inflation, money, taxes and global economic interdependence.' The left sidebar and top navigation bar are the same as in the previous screenshot.

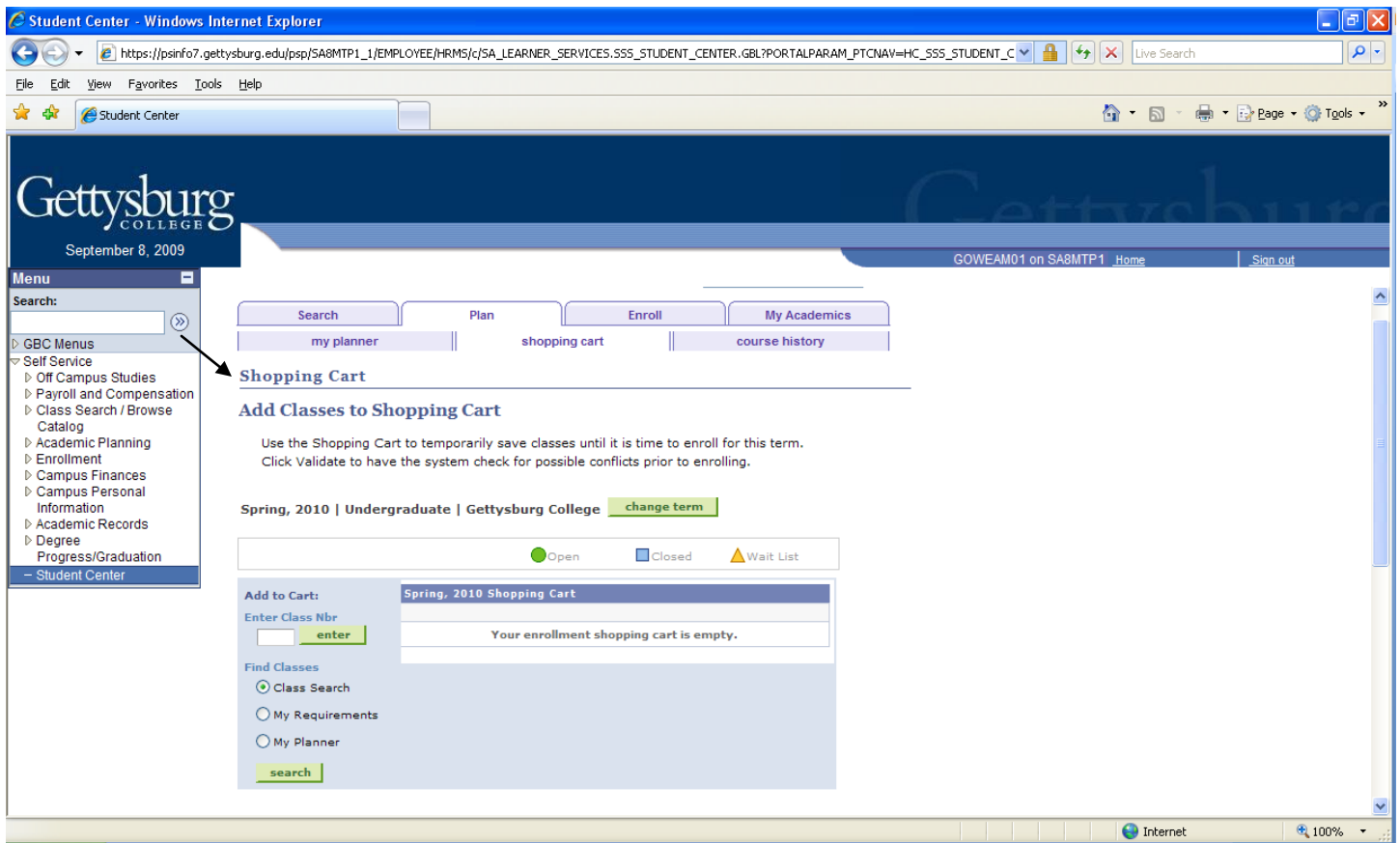
After you have made all of your selections, select the **Shopping Cart** tab at the top of the page.



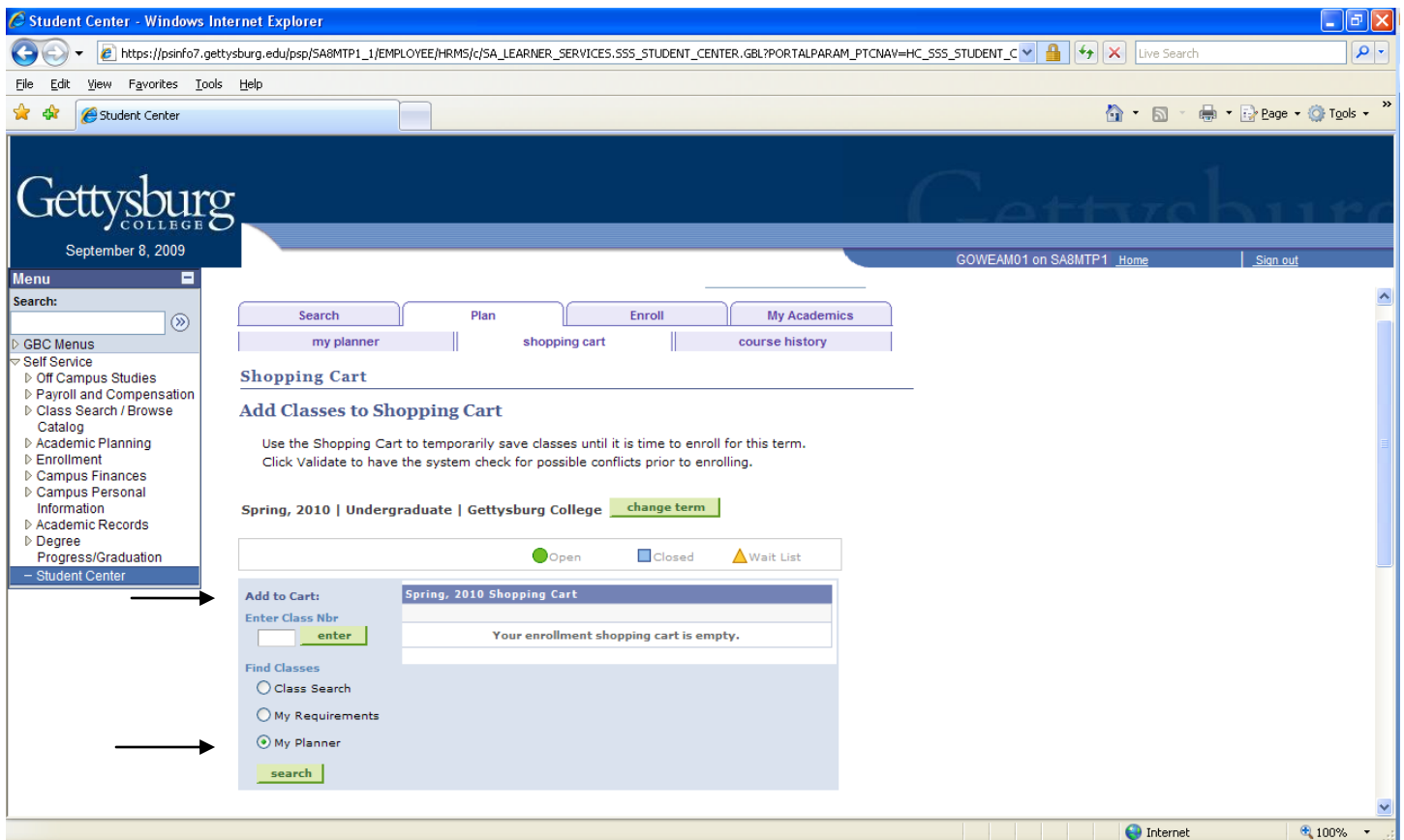
Select a term from the shopping cart page. Click the radio button on the left of the desired term. Then click the **Continue** button to proceed.



The **Add Classes to Shopping Cart** page is displayed.



To search for a course within your planner, in the **ADD TO CART** section, click the radio button left of **My Planner**.



The **Search from My Planner** page is displayed. To add the course to the shopping cart, click the **Select** button to the right of the desired course.

Student Center - Windows Internet Explorer

https://psinfo7.gettysburg.edu/psp/SA8MTP1\_1/EMPLOYEE/HRMS/c/SA\_LEARNER\_SERVICES.SSS\_STUDENT\_CENTER.GBL?PORTALPARAM\_PTCNAV=HC\_SSS\_STUDENT\_C

Live Search

File Edit View Favorites Tools Help

Student Center

Gettysburg COLLEGE

September 8, 2009

GOWEAM01 on SA8MTP1 .Home Sign out

Menu

Search:

GBC Menus

- Self Service
  - Off Campus Studies
  - Payroll and Compensation
  - Class Search / Browse Catalog
  - Academic Planning
  - Enrollment
  - Campus Finances
  - Campus Personal Information
  - Academic Records
  - Degree Progress/Graduation
- Student Center

Search Plan Enroll My Academics

my planner shopping cart course history

Shopping Cart

1 2 3

Search from My Planner

Spring, 2010 | Undergraduate | Gettysburg College

[Return to Add Classes to Shopping Cart](#)

Course	Description	Units	Term Status	Select
ECON 101	<a href="#">Introductory Economics</a>	1.00	Classes available this term.	<a href="#">select</a>

[Return to Add Classes to Shopping Cart](#)

Search Plan Enroll My Academics

My Planner Shopping Cart Course History

go to ...

Internet 100%



All of the sections for the selected course are displayed.

The screenshot shows the Gettysburg College Student Center interface in a Windows Internet Explorer browser. The page displays search results for the course 'ECON 101 - Introductory Economics'. The search criteria are: Course Subject: Economics, Course Number is exactly '101', Course Career: Undergraduate, Show Open Classes Only: Yes. The results show two sections: Section A-LEC(20278) and Section B-LEC(20279). Each section has a 'select class' button. The 'My Class Schedule' section shows CS 221 TuTh 10:00AM - 11:15AM Room: TBA. The 'Shopping Cart' section shows 'Your shopping cart is empty.' The 'Menu' on the left includes links to GBC Menus, Self Service, Off Campus Studies, Payroll and Compensation, Class Search / Browse Catalog, Academic Planning, Enrollment, Campus Finances, Campus Personal Information, Academic Records, Degree Progress/Graduation, and Student Center.

Gettysburg COLLEGE  
September 8, 2009

GOWEAM01 on SA8MTP1 Home Sign out

Menu  
Search:

My Class Schedule  Shopping Cart  
Your shopping cart is empty.

CS 221 TuTh 10:00AM - 11:15AM  
Room: TBA

The following classes match your search criteria Course Subject: **Economics**, Course Number is exactly '101', Course Career: **Undergraduate**, Show Open Classes Only: **Yes**

[Return to Shopping Cart](#)

☐ Open ☐ Closed ☐ Wait List

ECON 101 - Introductory Economics

View 3 First 1-12 of 12 Last

Section A-LEC(20278) Status ☐ select class

Session Regular

Days & Times	Room	Instructor	Meeting Dates
TuTh 8:30AM - 9:45AM	TBA	Staff	01/14/2010 - 04/30/2010

Section B-LEC(20279) Status ☐ select class

Session Regular

Days & Times	Room	Instructor	Meeting Dates
--------------	------	------------	---------------

To choose a class, click the **select** button to the right of the desired class.

This screenshot is identical to the one above, but with a black arrow pointing to the 'select class' button for Section A-LEC(20278). The arrow originates from the right side of the page and points directly at the green 'select class' button.

Gettysburg COLLEGE  
September 8, 2009

GOWEAM01 on SA8MTP1 Home Sign out

Menu  
Search:

My Class Schedule  Shopping Cart  
Your shopping cart is empty.

CS 221 TuTh 10:00AM - 11:15AM  
Room: TBA

The following classes match your search criteria Course Subject: **Economics**, Course Number is exactly '101', Course Career: **Undergraduate**, Show Open Classes Only: **Yes**

[Return to Shopping Cart](#)

☐ Open ☐ Closed ☐ Wait List

ECON 101 - Introductory Economics

View 3 First 1-12 of 12 Last

Section A-LEC(20278) Status ☐ **select class**

Session Regular

Days & Times	Room	Instructor	Meeting Dates
TuTh 8:30AM - 9:45AM	TBA	Staff	01/14/2010 - 04/30/2010

Section B-LEC(20279) Status ☐ select class

Session Regular

Days & Times	Room	Instructor	Meeting Dates
--------------	------	------------	---------------

The **Enrollment Options** page is displayed. If you want to add your name to a waitlist for the class select that option here. If you do not need this option, click the **Next** button at the bottom of the page to continue.

The screenshot shows a web browser window titled "Student Center - Windows Internet Explorer" with the URL [https://psinfo7.gettysburg.edu/psp/SA8MTP1\\_1/EMPLOYEE/HRMS/c/SA\\_LEARNER\\_SERVICES.SSS\\_STUDENT\\_CENTER.GBL?PORTALPARAM\\_PTCNAV=HC\\_SSS\\_STUDENT\\_C](https://psinfo7.gettysburg.edu/psp/SA8MTP1_1/EMPLOYEE/HRMS/c/SA_LEARNER_SERVICES.SSS_STUDENT_CENTER.GBL?PORTALPARAM_PTCNAV=HC_SSS_STUDENT_C). The page header includes the Gettysburg College logo, the date "September 8, 2009", and the user "GOWEAM01 on SA8MTP1" with a "Home" link and a "Sign out" link.

The main navigation bar has tabs for "Search", "Plan", "Enroll", and "My Academics". Below these are sub-tabs: "my planner", "shopping cart", and "course history". The "shopping cart" tab is active, and the page title is "Shopping Cart".

The page content is titled "1. Select classes to add - Enrollment Preferences". It shows details for the class "ECON 101 - Introductory Economics" for the "Spring, 2010 | Undergraduate | Gettysburg College" session. The class is listed as "ECON 101-B Lecture" and "ECON 101-LB1 Laboratory", both with "Open" status. The "Wait List" section has a checkbox labeled "Wait list if class is full" with an arrow pointing to it. Below this is a "Permission Nbr" field. The "Grading" is "A through F Grading" and "Units" is "1.00". The "Session" is "Regular Academic Session" and the "Career" is "Undergraduate". The "Enrollment Information" section lists "Multiple Inquiries Social Science".

At the bottom of the page, there are "CANCEL" and "NEXT" buttons, with an arrow pointing to the "NEXT" button. Below the buttons is a table with columns: "Section", "Component", "Days & Times", "Room", "Instructor", and "Start/End Date".

A confirmation message that the class has been added to the **Shopping Cart** is displayed. The Enroll button may be used to submit your Shopping Cart for registration during your enrollment dates. To view your enrollment dates, select the **My Enrollment Dates** link from the Student Services section.

Student Center - Windows Internet Explorer

https://psinfo7.gettysburg.edu/psp/SA8MTP1\_1/EMPLOYEE/HRMS/c/SA\_LEARNER\_SERVICES.SSS\_STUDENT\_CENTER.GBL?PORTALPARAM\_PTCNAV=HC\_SSS\_STUDENT\_C

File Edit View Favorites Tools Help

Student Center

Gettysburg COLLEGE  
September 8, 2009

GOWEAM01 on SA8MTP1 Home Sign out

Menu

Search:

GBC Menus

- Self Service
- Off Campus Studies
- Payroll and Compensation
- Class Search / Browse Catalog
- Academic Planning
- Enrollment
- Campus Finances
- Campus Personal Information
- Academic Records
- Degree Progress/Graduation
- Student Center

Search Plan Enroll My Academics

my planner shopping cart course history

### Shopping Cart

#### Add Classes to Shopping Cart

Use the Shopping Cart to temporarily save classes until it is time to enroll for this term.  
Click Validate to have the system check for possible conflicts prior to enrolling.

✓ ECON 101 has been added to your Shopping Cart.

Spring, 2010 | Undergraduate | Gettysburg College [change term](#)

Open Closed Wait List

Add to Cart:

Enter Class Nbr  [enter](#)

Find Classes

- ☐ Class Search
- ☐ My Requirements
- ☒ My Planner

Select	Class	Days/Times	Room	Instructor	Units	Status
<input type="checkbox"/>	ECON 101-B (20279)	TuTh 1:10PM - 2:25PM	TBA	Staff	1.00	●
<input type="checkbox"/>	ECON 101-LB1 (20284)	Mo 4:00PM - 5:00PM	Glatfelter Hall 201	Staff		●

for selected: [delete](#) [validate](#) [enroll](#)